

**The new
BMW 1 Series**

116i
118i
120i
118d
120d



**Sheer
Driving Pleasure**



**There is one extra that comes as standard:
Enjoyment at the push of a button.**



Did you know what a happy hormone looks like?
Here's a close-up.



No, it doesn't run on adrenaline. But it will trigger an adrenaline rush in you.



Opportunities like this must be seized.
Especially when they come with a steering wheel.



Equipment



□ **Xenon light for low and high beam**, including four parking light rings and dynamic headlight range control, for better road illumination at night or in bad weather.



□ **Lights package** comprises entry area lighting, which upon unlocking the doors illuminates the area outside the doors for 20 seconds to enable safe vehicle access in the dark. Also included: reading lights front and rear, footwell illumination at the front, and vanity mirrors with lights for driver and front passenger.



■ **Brake Force Display** helps vehicles travelling behind you to evaluate your braking more accurately: In the event of an emergency stop, the illuminated area of the brake lights is increased. So traffic following behind can tell in an instant the difference between a light tap on the brake pedal and a hard stop – for increased driving safety.



□ **BMW light-alloy wheels V spoke 141**, 7 J x 17", 205/50 R 17 tyres.



□ **BMW light-alloy wheels star spoke 142** with mixed tyres, 7 J x 17" with 205/50 R 17 tyres at the front, 7.5 J x 17" with 225/45 R 17 tyres at the rear.



■ **Start/Stop button** to start and stop the engine, in conjunction with the radio remote control unit.

□ **Comfort access system¹** to open and close the vehicle without having to reach for the radio remote control unit. It's enough to have the ignition key in your pocket, briefcase or handbag. Also enables you immediately to start the engine using the Start/Stop button.



□ **Navigation system Professional²** (including BMW Professional radio with CD and DVD drive), holds maps for all of Europe on a single DVD – with high-resolution 6.5" graphics displayed on the fold-up monitor, showing maps and arrows.

□ **Navigation system Business²** (including BMW Professional radio, combined CD/DVD drive), displays arrows to guide you to your destination.



□ **BMW Professional radio**, features as for BMW Business CD, connection for CD changer and MP3 decoder (not in conjunction with navigation system).



□ **Automatic air conditioning** (shown here), with AAR, microfilter, fogging and solar sensors and residual heat button, quickly establishes and maintains the selected temperature. With separate temperature control for left and right sides.

□ **Air conditioning¹**, with microfilter, for comfortable conditions in the interior at any time of the year.

■ **Heating system** with six air outlets.

■ Standard equipment □ Optional equipment

¹ Due to become available in the 4th quarter of 2004.

² Navigation System not available in all countries. Please consult your BMW partner.

Equipment



☐ **Sport seats** for driver and front passenger (shown here with the optionally available Boston leather upholstery in Alaska Grey), with infinitely variable electric backrest width adjustment for optimum lateral support, plus manual adjustment of seat height, backrest angle, seat angle and thigh support.



☐ **Seat heating** (with 3 levels) for driver and front passenger, seat surface and backrest can be heated for an almost instant cosy feeling of warmth.



☐ **Preparation for mobile telephone** with Bluetooth interface (with hands-free system, connection for recharging and external aerial). A separately available snap-in adapter enables connection of a Bluetooth-compatible mobile phone, which can also be operated via the iDrive Controller (in conjunction with navigation system). For mobile phone options contact your BMW partner.



☐ **CD changer** located on the left-hand side of the luggage compartment, can take up to six CDs.



☐ **Skibag** enables clean and safe transportation of up to four pairs of skis with up to four people on board. If the skibag is not required, it can be stored out of sight to save space.



☐ **Glass sliding/vent roof**, electric, with comfort opening function via the remote control unit.

Safety	116i	118i ¹	120i	118d	120d
Airbags:					
– Head airbag front and rear (curtain) with splinter protection	■	■	■	■	■
– ID driver and front passenger airbags (impact-dependent airbag system)	■	■	■	■	■
– Side airbags for driver and front passenger	■	■	■	■	■
Alarm system with radio remote control	□	□	□	□	□
Brakes:					
– Disc brakes at the front, inner-vented	■	■	■	■	■
– Disc brakes at the rear, inner-vented on the 120d	■	■	■	■	■
Brake Force Display	■	■	■	■	■
Central locking with electronic immobiliser and crash sensor; fuel tank filler flap integrated in central locking	■	■	■	■	■
Centre lock switch	■	■	■	■	■
Dynamic Stability Control (DSC, incl. ABS, CBC and DTC)	■	■	■	■	■
Foglights with free-form reflectors , incl. heated exterior mirrors and screenwasher nozzles	□	□	□	□	□
Headlight washing system	□	□	□	□	□
ISOFIX child seat attachment , front and rear	□	□	□	□	□
Park Distance Control (PDC), front and rear or rear only	□	□	□	□	□
Rain sensor , incl. automatic driving lights control	□	□	□	□	□
Runflat indicator	■	■	■	■	■
Runflat tyres and wheels	■	■	■	■	■
Safety bodyshell:					
– Bumpers with aluminium impact absorbers at the front and steel impact absorbers at the rear, regenerating after impacts of up to 4 km/h, crumple zones at front and rear absorb impacts up to 15 km/h	■	■	■	■	■
– Side impact protection, integrated in the doors	■	■	■	■	■
Seatbelts:					
– Ergonomic rear seatbelt system with three-point seatbelts for all three seats and integrated belt catches	■	■	■	■	■
– Inertia-reel seatbelts at the front with pyrotechnic belt tensioners and belt force limiters	■	■	■	■	■
Xenon headlights for low and high beam , with four parking light rings and dynamic headlight range control	□	□	□	□	□

Engine	116i	118i ¹	120i	118d	120d
4-cylinder in-line diesel engine with 4-valve technology	—	—	—	■	■
4-cylinder in-line petrol engine with 4-valve technology	■	■	■	—	—
Common-rail technology	—	—	—	■	■
DISA – variable resonance induction system	—	■	■	—	—
Double-VANOS	■	■	■	—	—
Emissions standard: EU4	■	■	■	■	■
Light-alloy cylinder head	■	■	■	■	■
Turbocharger with variable turbine geometry	—	—	—	■	■
Valvetronic	—	■	■	—	—

Transmission/suspension	116i	118i ¹	120i	118d	120d
5-speed manual gearbox	■	■	—	—	—
6-speed manual gearbox	—	—	■	■	■
6-speed automatic transmission with Steptronic	—	□	□	—	□
Double-joint spring strut front suspension	■	■	■	■	■
Multi-link rear suspension	■	■	■	■	■
Power steering	■	■	■	■	■
Sports suspension, lowered by 15 mm	□	□	□	□	□

¹ Due to become available in the 4th quarter of 2004.

Interior features	116i	118i ¹	120i	118d	120d
Air conditioning ¹ , incl. microfilter	<input type="checkbox"/>	<input type="checkbox"/>	<input type="checkbox"/>	<input type="checkbox"/>	<input type="checkbox"/>
Armrest at the front, foldable with integrated storage compartment	<input type="checkbox"/>	<input type="checkbox"/>	<input type="checkbox"/>	<input type="checkbox"/>	<input type="checkbox"/>
Automatic air conditioning, incl. AAR, fogging and solar sensors and residual heat button	<input type="checkbox"/>	<input type="checkbox"/>	<input type="checkbox"/>	<input type="checkbox"/>	<input type="checkbox"/>
Climate comfort windscreen	<input type="checkbox"/>	<input type="checkbox"/>	<input type="checkbox"/>	<input type="checkbox"/>	<input type="checkbox"/>
Comfort access system ¹	<input type="checkbox"/>	<input type="checkbox"/>	<input type="checkbox"/>	<input type="checkbox"/>	<input type="checkbox"/>
Cupholders at the front	<input type="checkbox"/>	<input type="checkbox"/>	<input type="checkbox"/>	<input type="checkbox"/>	<input type="checkbox"/>
Glass sliding/vent roof, electric, with comfort opening function via car key	<input type="checkbox"/>	<input type="checkbox"/>	<input type="checkbox"/>	<input type="checkbox"/>	<input type="checkbox"/>
Glove compartment, illuminated	<input checked="" type="checkbox"/>	<input checked="" type="checkbox"/>	<input checked="" type="checkbox"/>	<input checked="" type="checkbox"/>	<input checked="" type="checkbox"/>
Heating, with microfilter	<input checked="" type="checkbox"/>	<input checked="" type="checkbox"/>	<input checked="" type="checkbox"/>	<input checked="" type="checkbox"/>	<input checked="" type="checkbox"/>
Instrument panel, with round speedometer and rev counter displays, as well as fuel gauge and on-board computer display	<input checked="" type="checkbox"/>	<input checked="" type="checkbox"/>	<input checked="" type="checkbox"/>	<input checked="" type="checkbox"/>	<input checked="" type="checkbox"/>
Interior and exterior mirrors with automatic anti-dazzle function plus content of exterior mirror package	<input type="checkbox"/>	<input type="checkbox"/>	<input type="checkbox"/>	<input type="checkbox"/>	<input type="checkbox"/>
Interior mirror with automatic anti-dazzle function	<input type="checkbox"/>	<input type="checkbox"/>	<input type="checkbox"/>	<input type="checkbox"/>	<input type="checkbox"/>
Interior trim:					
– Silver	<input checked="" type="checkbox"/>	<input checked="" type="checkbox"/>	—	<input checked="" type="checkbox"/>	—
– Titanium matt	<input type="checkbox"/>	<input type="checkbox"/>	<input checked="" type="checkbox"/>	<input type="checkbox"/>	<input checked="" type="checkbox"/>
– Aluminium Kodiak Silver	<input type="checkbox"/>	<input type="checkbox"/>	<input type="checkbox"/>	<input type="checkbox"/>	<input type="checkbox"/>
– Gomera Black	<input type="checkbox"/>	<input type="checkbox"/>	<input type="checkbox"/>	<input type="checkbox"/>	<input type="checkbox"/>
“Lights On” warning	<input checked="" type="checkbox"/>	<input checked="" type="checkbox"/>	<input checked="" type="checkbox"/>	<input checked="" type="checkbox"/>	<input checked="" type="checkbox"/>
Lights package, with entry area lighting integrated in the door handles, reading lights front and rear, footwell illumination at the front, and illuminated vanity mirrors for driver and front passenger	<input type="checkbox"/>	<input type="checkbox"/>	<input type="checkbox"/>	<input type="checkbox"/>	<input type="checkbox"/>
Lined luggage compartment, 330–1,150 litres capacity	<input checked="" type="checkbox"/>	<input checked="" type="checkbox"/>	<input checked="" type="checkbox"/>	<input checked="" type="checkbox"/>	<input checked="" type="checkbox"/>
Navigation system*:					
– Business with 6.5" colour display, combined CD/DVD drive, arrow display, including BMW Professional radio	<input type="checkbox"/>	<input type="checkbox"/>	<input type="checkbox"/>	<input type="checkbox"/>	<input type="checkbox"/>
– Professional with 6.5" colour display, CD and DVD drive, with arrow and map display, including BMW Professional radio	<input type="checkbox"/>	<input type="checkbox"/>	<input type="checkbox"/>	<input type="checkbox"/>	<input type="checkbox"/>
On-board computer, incl. Check/Control	<input checked="" type="checkbox"/>	<input checked="" type="checkbox"/>	<input checked="" type="checkbox"/>	<input checked="" type="checkbox"/>	<input checked="" type="checkbox"/>
Radio/audio:					
– BMW Audio radio	<input type="checkbox"/>	<input type="checkbox"/>	<input type="checkbox"/>	<input type="checkbox"/>	<input type="checkbox"/>
– BMW Business CD radio	<input type="checkbox"/>	<input type="checkbox"/>	<input type="checkbox"/>	<input type="checkbox"/>	<input type="checkbox"/>
– BMW Professional radio	<input type="checkbox"/>	<input type="checkbox"/>	<input type="checkbox"/>	<input type="checkbox"/>	<input type="checkbox"/>
– CD changer in the luggage compartment, holds up to six CDs	<input type="checkbox"/>	<input type="checkbox"/>	<input type="checkbox"/>	<input type="checkbox"/>	<input type="checkbox"/>
– HiFi loudspeaker system	<input type="checkbox"/>	<input type="checkbox"/>	<input type="checkbox"/>	<input type="checkbox"/>	<input type="checkbox"/>
– HiFi System Professional	<input type="checkbox"/>	<input type="checkbox"/>	<input type="checkbox"/>	<input type="checkbox"/>	<input type="checkbox"/>
– MD drive	<input type="checkbox"/>	<input type="checkbox"/>	<input type="checkbox"/>	<input type="checkbox"/>	<input type="checkbox"/>

Interior features	116i	118i ¹	120i	118d	120d
Radio remote control for central locking	■	■	■	■	■
Roof grab handles, four	■	■	■	■	■
Seats/seat comfort:					
– Rear seat backrest, foldable, 60/40 split	■	■	■	■	■
– Standard seat, manual seat adjustment	■	■	■	■	■
– Seat heating for driver and front passenger	□	□	□	□	□
– Seat adjustment, electric, with Memory function for driver's seat ¹	□	□	□	□	□
– Sport seats for driver and front passenger	□	□	□	□	□
– Height adjustment for front passenger seat	□	□	□	□	□
– Lumbar support for driver and front passenger, electric	□	□	□	□	□
Start/Stop button	■	■	■	■	■
Steering wheels:					
– Standard steering wheel	■	■	■	■	■
– Sport leather steering wheel	□	□	□	□	□
– Multifunction buttons for sport leather steering wheel	□	□	□	□	□
Storage compartment in the front doors	■	■	■	■	■
Storage compartment in the instrument panel	■	■	■	■	■
Storage compartment package (nets on front seat backrests, removable divider net, 12 V socket, net on right-hand side of luggage compartment, two lashing eyes)	□	□	□	□	□
Sun protection glazing	□	□	□	□	□
Telephone:					
– Preparation for car telephone	□	□	□	□	□
– Preparation for mobile phone with Bluetooth interface	□	□	□	□	□
– Voice control ¹	□	□	□	□	□
Upholstery:					
– Moiré cloth	■	■	■	■	■
– Motion/Sensatec cloth design, with grain texture	□	□	□	□	□
– Boston leather	□	□	□	□	□
Window lifts, electric, at the front, pull-press switch with “open/close” fingertip control on the driver's side	■	■	■	■	■
Window lifts, electric, at the rear, including storage compartments in the rear doors	□	□	■	□	■
Windscreen with green shade band	□	□	□	□	□

¹ Due to become available in the 4th quarter of 2004.

Exterior features	116i	118i ¹	120i	118d	120d
Bumpers partly painted in body colour (lower half black)	■	■	—	■	—
Direction indicator lights, white	■	■	■	■	■
Exterior equipment in body colour (door handles, roof trim strips, side strips and lower halves of bumpers)	□	□	■	□	■
Exterior mirrors in body colour, electrically adjustable, aspheric	■	■	■	■	■
Exterior mirror package including fold-in function, heated exterior mirrors with Memory function and automatic kerb focus	□	□	□	□	□
High-gloss Shadow-Line ¹	□	□	□	□	□
Metallic paintwork	□	□	□	□	□
Protruding door handles in black	■	■	—	■	—
Rear wiper	■	■	■	■	■
Side repeaters	■	■	■	■	■
Tailgate with locking mechanism integrated in logo	■	■	■	■	■
Trailer tow hitch with removable ball head	□	□	□	□	□
Twin horns	■	■	■	■	■
Wheels:					
– Steel wheels with full wheel covers, 6.5 J x 16", 195/55 R 16 tyres	■	■	■	■	■
– Light-alloy wheels radial spoke 139, 6.5 J x 16", 195/55 R 16 tyres	□	□	□	□	□
– Light-alloy wheels star spoke 140, 7 J x 16", 205/55 R 16 tyres	□	□	□	□	□
– Light-alloy wheels star spoke 151, 7 J x 16", 205/55 R 16 tyres	□	□	□	□	□
– Light-alloy wheels V spoke 141, 7 J x 17", 205/50 R 17 tyres	□	□	□	□	□
– Light-alloy wheels star spoke 142 with mixed tyres, 7 J x 17" with 205/50 R 17 tyres at the front, 7.5 J x 17" with 225/45 R 17 tyres at the rear	□	□	□	□	□

All optional equipment in this catalogue is available fully installed ex works. For any additional wishes you may have, please see our comprehensive Accessories Catalogue, available from your BMW partner, who will be happy to advise you.

¹Due to become available in the 4th quarter of 2004.

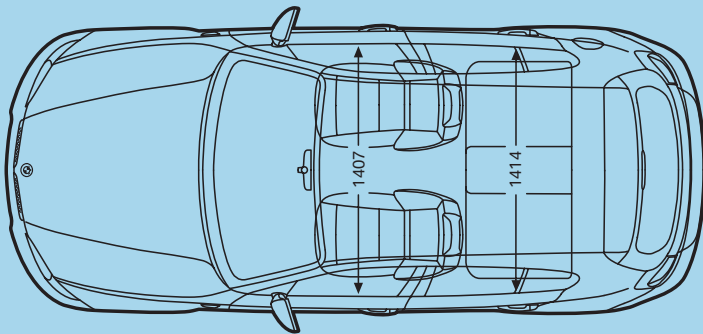
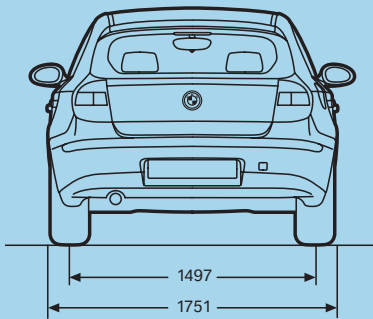
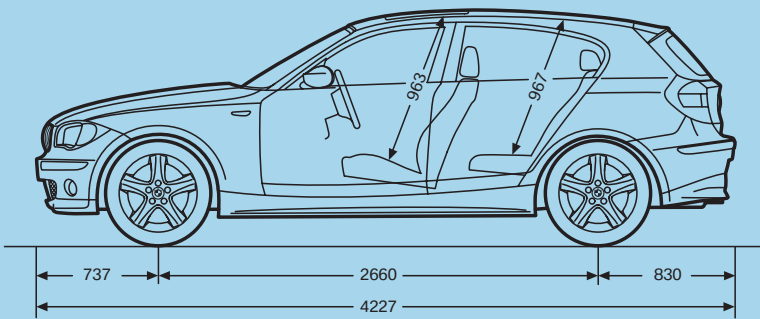
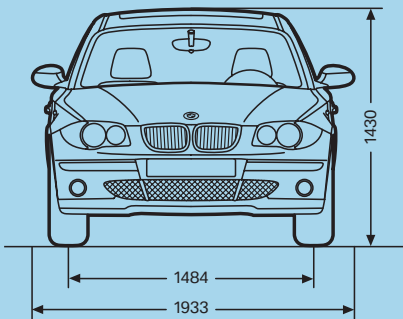
Specifications | Technical features

Weight		116i	118i ¹	120i	118d	120d
Unladen, EU ²	kg	1280	tba	1335 [1350]	1385	1415 [1425]
Max. permissible	kg	1705	tba	1760 [1775]	1810	1840 [1850]
Permitted load	kg	500	tba	500	500	500
Permitted axle load, front/rear	kg	805/975	tba	850/995	875/1005	895/1025
Permitted roof load	kg	75	tba	75	75	75
Permitted trailer load, unbraked ³	kg	635	tba	665	690	705
Permitted trailer load, braked, max. 12% gradient ³	kg	1200	tba	1200	1200	1200
Permitted trailer load, braked, max. 8% gradient ³	kg	1200	tba	1200	1200	1200
Permitted towbar download	kg	75	tba	75	75	75
Engine ^{4, 5}		116i	118i ¹	120i	118d	120d
Cylinders/valves		4/4	4/4	4/4	4/4	4/4
Capacity	cc	1596	1995	1995	1995	1995
Stroke/bore	mm	72.0/84.0	90.0/84.0	90.0/84.0	90.0/84.0	90.0/84.0
Max. output	kW/rpm	85/6000	95/5750	110/6200	90/4000	120/4000
	(bhp/rpm)	(115/6000)	(129/5750)	(150/6200)	(122/4000)	(163/4000)
Max. torque	Nm/rpm	150/4300	180/3250	200/3600	280/2000	340/2000
	(lb-ft/rpm)	(111/4300)	(133/3250)	(148/3600)	(207/2000)	(251/2000)
Compression ratio	:1	10.2	10.5	10.5	17.0	17.0
Transmission		116i	118i ¹	120i	118d	120d
Standard transmission ratios	I/II :1	4.23/2.52	tba	4.35/2.50	5.14/2.83	5.14/2.83
	III/IV :1	1.67/1.22	tba	1.67/1.23	1.80/1.26	1.80/1.26
	V/VI/R :1	1.0/-/4.04	tba	1.0/0.85/3.93	1.0/0.83/4.64	1.0/0.83/4.64
Final drive ratio	:1	3.64	tba	3.38	2.47	2.47
Performance		116i	118i ¹	120i	118d	120d
Top speed	km/h	200	tba	217 [213]	201	220 [217]
Acceleration 0–100 km/h	sec	10.8	tba	8.7 [9.2]	10.0	7.9 [8.2]
Acceleration 80–120 km/h in 4th/5th gear (with standard transmission)	sec	10.7/14.3	tba	8.4/10.9	8.8/10.8	6.6/8.5
Fuel consumption ^{4, 5}		116i	118i ¹	120i	118d	120d
Urban	ltr/100 km	10.5	tba	10.7 [11.0]	7.7	7.7 [8.7]
Extra-urban	ltr/100 km	5.9	tba	5.6 [6.2]	4.5	4.6 [5.5]
Combined	ltr/100 km	7.5	tba	7.4 [7.9]	5.6	5.7 [6.6]
CO ₂ emissions	g/km	181	tba	178 [190]	150	152 [176]
Tank capacity, approx.	ltr	50	tba	50	50	50

For an explanation of the footnotes please refer to the following page.

Wheels		116i	118i ¹	120i	118d	120d
Tyre dimensions		195/55 R 16 H	195/55 R 16 H	195/55 R 16 V	195/55 R 16 H	195/55 R 16 V
Wheel dimensions		6.5 J x 16	6.5 J x 16	6.5 J x 16	6.5 J x 16	6.5 J x 16
Material		Steel	Steel	Steel	Steel	Steel

Electrical system		116i	118i ¹	120i	118d	120d
Battery capacity	Ah	46	46	46	80	80
Alternator output	A	110	110	110	150	150
	W	1540	1540	1540	2100	2100



All dimensions in millimetres. Luggage compartment capacity (measured according to VDA standard) approx. 330 to 1,150 litres (11.7 to 40.6 cu ft).

¹ Due to become available in the 4th quarter of 2004.
² The figure quoted includes a 90 per cent tank filling, 68 kg for the driver and 7 kg for luggage. Unladen weight applies to vehicles with standard equipment. Optional equipment may increase this figure.
³ The overall weight of the trailer may not exceed the maximum permissible trailer load plus the maximum permissible towbar download.
⁴ The petrol engines are designed for RON 98 fuel. The engines may be run on fuel down to RON 91, with a decrease in power and an increase in fuel consumption.

⁵ All engines meet the EU4 emissions standard. Fuel consumption is determined in accordance with the ECE driving cycle made up of approximately one third urban traffic and two thirds extra-urban driving (based on the distance covered). CO₂ emissions are measured in addition to fuel consumption as such.

Values in [] apply to vehicles with six-speed automatic transmission.

The models illustrated in this brochure show the specifications for the German market. In part, they include optional equipment and accessories not fitted as standard. According to the specific requirements of other markets, alterations in models, standard and optional equipment, as described in this brochure, may occur. For precise information on model features and the exact level of equipment, please contact your BMW partner. Subject to change in design and equipment. Subject to error.

© BMW AG, Munich/Germany. Not to be reproduced wholly or in part without written permission of BMW AG, Munich.